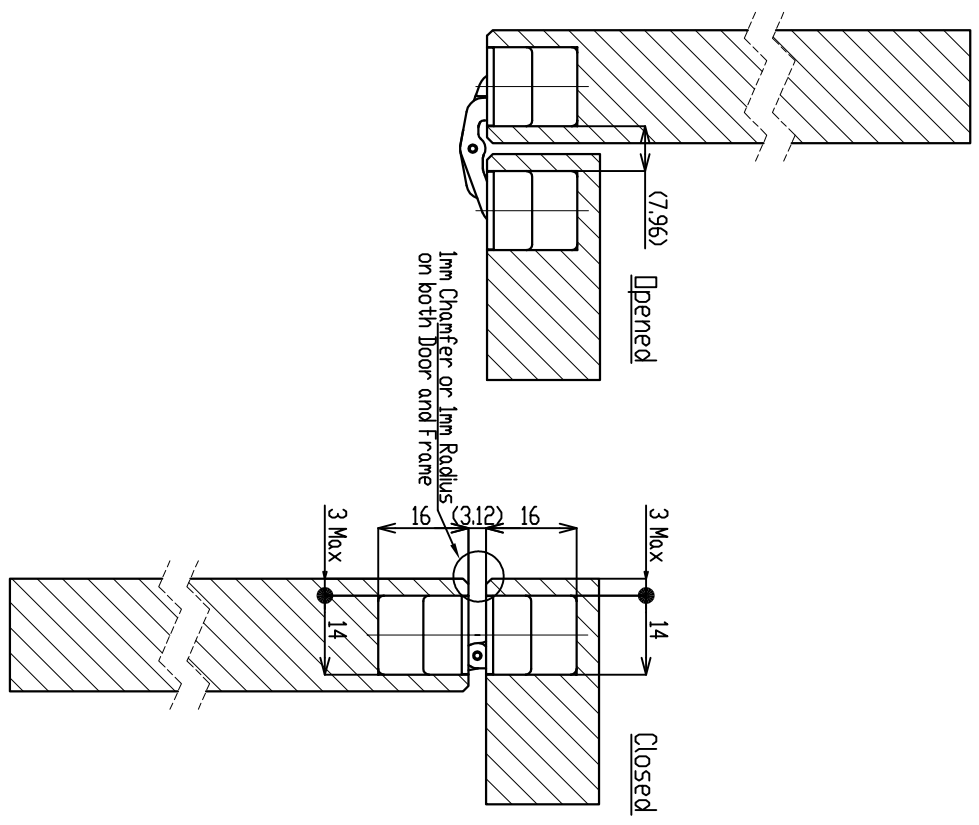
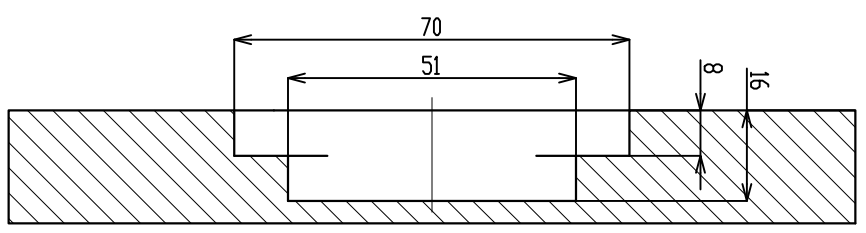
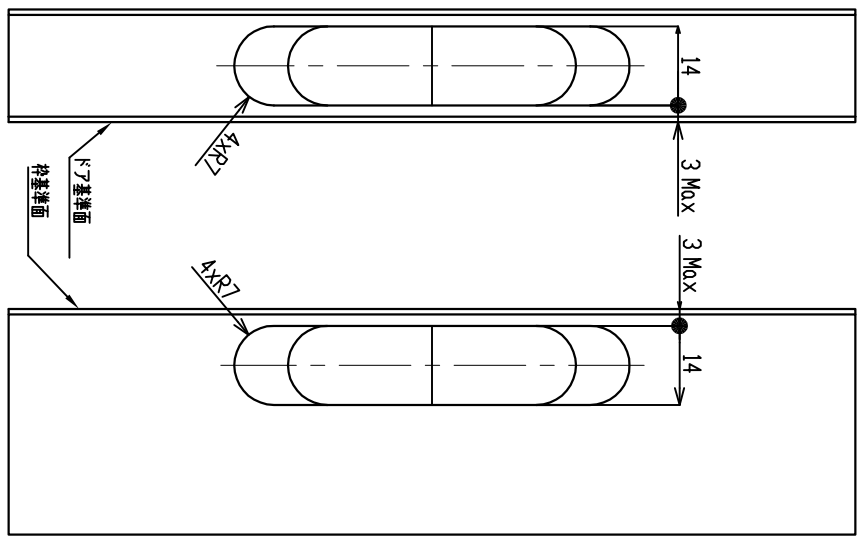


REV.	DATE	DESCRIPTION	DRAWN	CHECKED
0	01/24/2017	Released	MAV	



Door Width	Door Height	Door Thickness	Door Weight	Opening Angle
600mm Max	1,200mm Max	19mm Min	198 LBS/2 Hinges 265 LBS/3 Hinges	180°

DRAWN		01/24/2017		Signature America, Inc.	
CHECKED				16141 Saveria Way, Mission, California 90746	
QA				P. 310.323.6575 F. 310.323.7893 www.signature.com	
MFG				Bore Dim. Concealed Hinge	
APPROVED				DWG NO. HES3D-70-SD170-10097	
SCALE		A		REV 0	
		1		SHEET 1 OF 1	